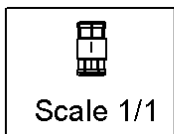
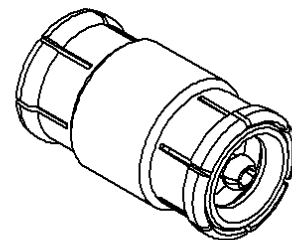
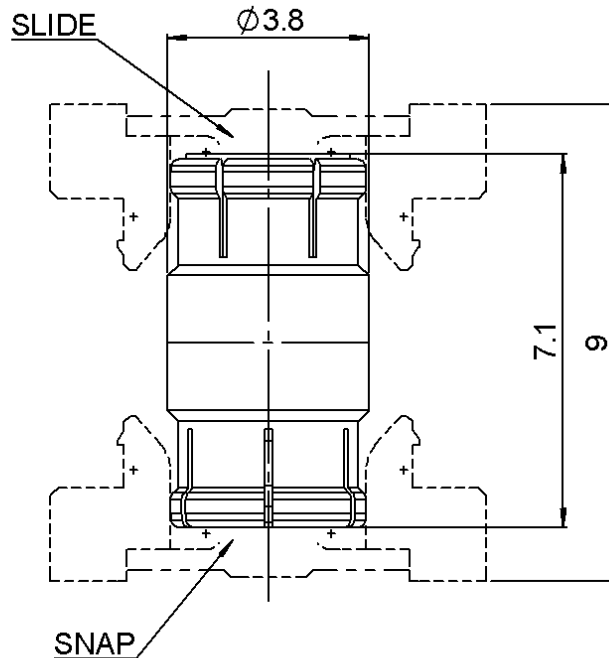


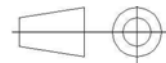
**MALE-MALE ADAPTER
BOARD TO BOARD 9 MM**

R223.703.080

Series : MMBX



All dimensions are in mm.



COMPONENTS	MATERIALS	PLATINGS (μm)
BODY	BERYLLIUM COPPER	NPGR
CENTER CONTACT	BERYLLIUM COPPER	NPGR
OUTER CONTACT	-	-
INSULATOR	PTFE	-
GASKET	-	-
OTHERS PARTS	-	-
-	-	-
-	-	-

Issue : 0705 A

In the effort to improve our products, we reserve the right to make changes judged to be necessary.



**MALE-MALE ADAPTER
BOARD TO BOARD 9 MM**

R223.703.080

Series : MMBX

PACKAGING

SPECIFICATION

Standard	Unit	Other
100	'W' option	Contact us

ELECTRICAL CHARACTERISTICS

Impedance		50 Ω
Frequency		0-12.4 GHz
VSWR	1.083* +	0.000 x F(GHz) Maxi
Insertion loss		0.12 √F(GHz) dB Maxi
RF leakage	- (100** - F(GHz)) dB Maxi
Voltage rating		330 Veff Maxi
Dielectric withstanding voltage		1000 Veff mini
Insulation resistance		1000 MΩ mini

ENVIRONMENTAL

Operating temperature	-55/+155 ° C
Hermetic seal	NA Atm.cm3/s
Panel leakage	NA

OTHERS CHARACTERISTICS

Assembly instruction **NA**

Others :

* to 6GHz

** Interface MMBX only, up to 2.5 GHz

PCB to PCB -45dB up to 2.5GHz

MECHANICAL CHARACTERISTICS

Center contact retention		
Axial force – Mating end	10	N mini
Axial force – Opposite end	10	N mini
Torque	NA	N.cm mini
Recommended torque		
Mating	NA	N.cm
Panel nut	NA	N.cm
Mating life	100	Cycles mini
Weight	0.244	g

Issue : 0705 A

In the effort to improve our products, we reserve the right to make changes judged to be necessary.



RADIALL®